

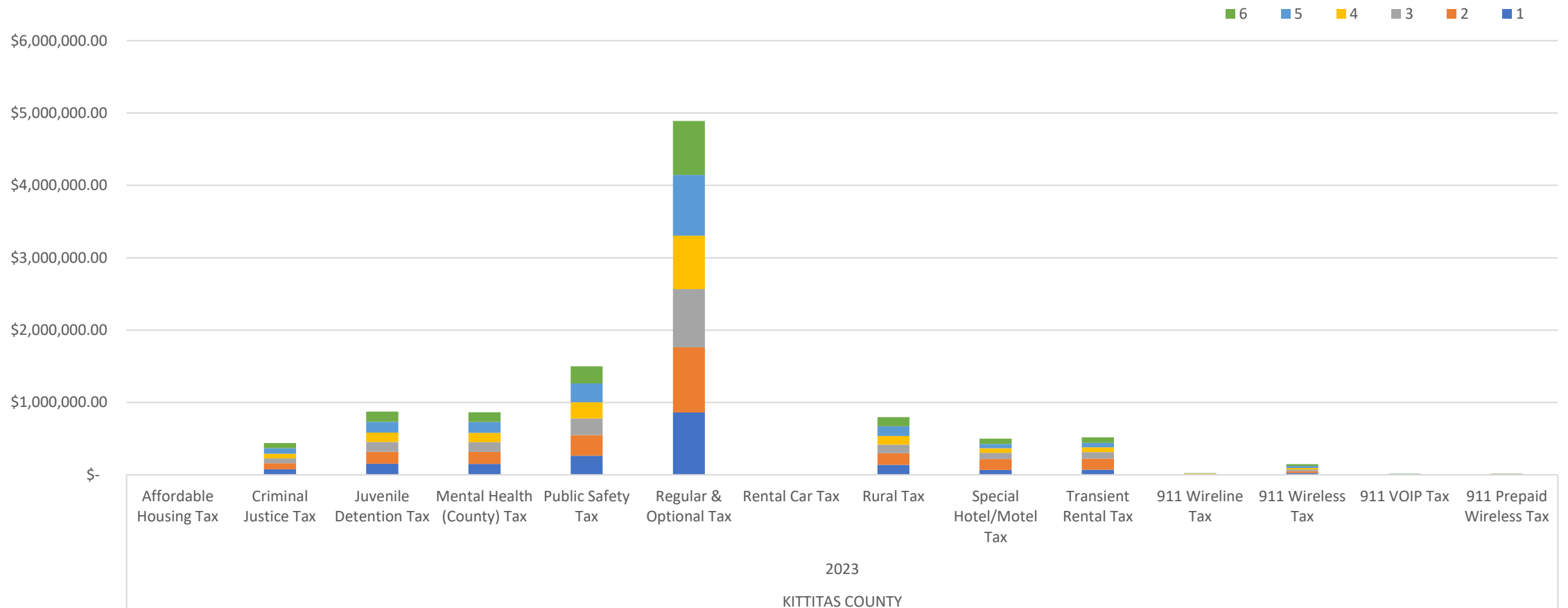
# Finance Committee Revenue and Statistics Packet

---

July 27<sup>th</sup>, 2023

Kittitas County Treasurer's Office

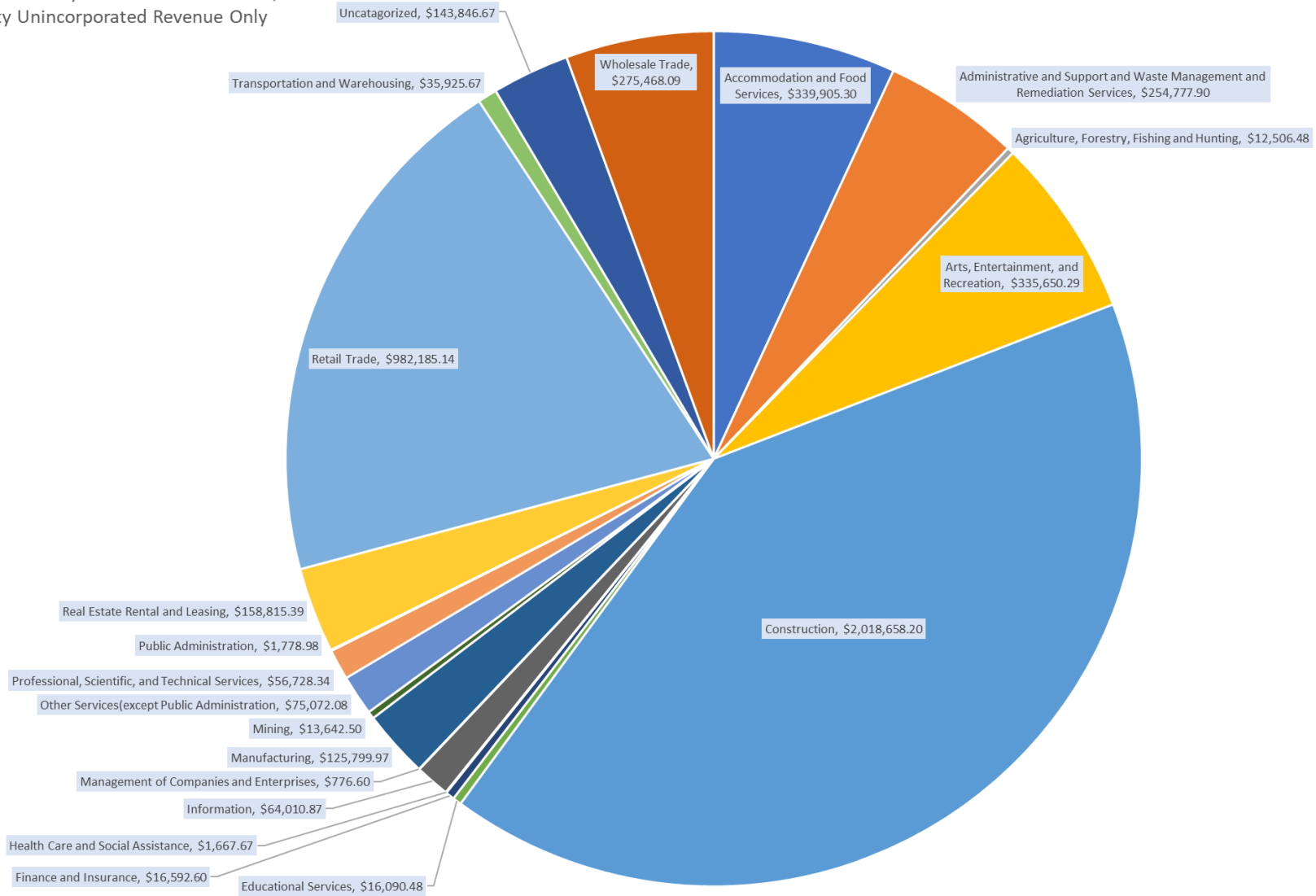
# Kittitas County (Unincorporated) Sales Tax Collections by Type - 2023



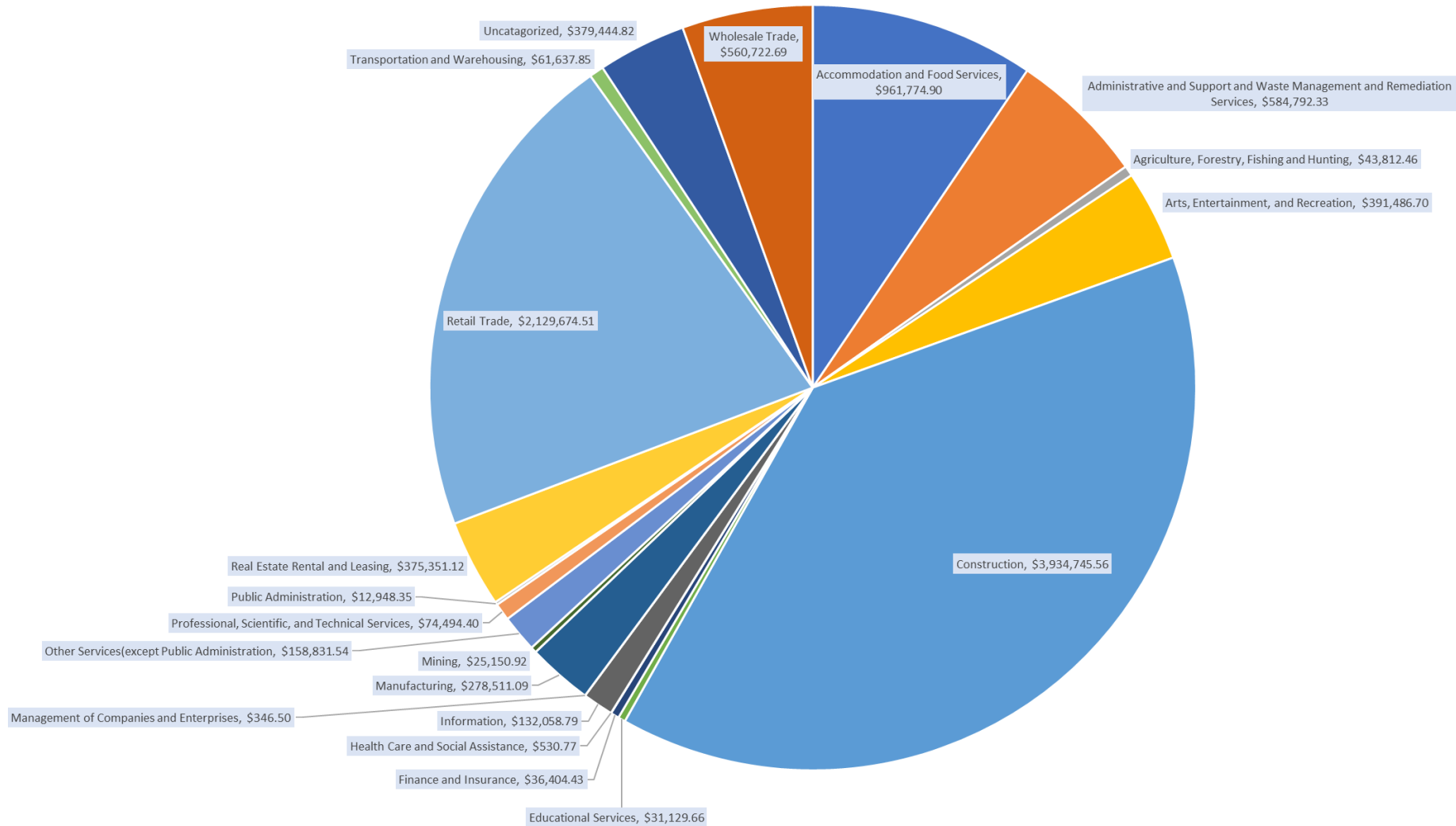
# Kittitas County (Unincorporated) Sales Tax Collections by Type – 2023 Data

Sum of Distribution	Column Labels						
Row Labels	1	2	3	4	5	6	Grand Total
<b>KITTITAS COUNTY</b>	\$ 1,812,381.66	\$ 2,093,405.32	\$ 1,698,643.69	\$ 1,570,786.09	\$ 1,765,707.80	\$ 1,638,868.64	\$ 10,579,793.20
<b>2023</b>	\$ 1,812,381.66	\$ 2,093,405.32	\$ 1,698,643.69	\$ 1,570,786.09	\$ 1,765,707.80	\$ 1,638,868.64	\$ 10,579,793.20
Affordable Housing Tax	\$ -	\$ -	\$ -	\$ -	\$ -	\$ -	\$ -
Criminal Justice Tax	\$ 76,209.31	\$ 82,922.14	\$ 67,564.73	\$ 65,519.30	\$ 75,327.82	\$ 69,779.75	\$ 437,323.05
Juvenile Detention Tax	\$ 152,028.97	\$ 165,420.20	\$ 134,783.98	\$ 130,703.77	\$ 150,270.24	\$ 139,202.80	\$ 872,409.96
Mental Health (County) Tax	\$ 150,864.12	\$ 165,137.06	\$ 133,837.18	\$ 128,449.18	\$ 150,122.49	\$ 137,183.18	\$ 865,593.21
Public Safety Tax	\$ 262,507.21	\$ 284,644.68	\$ 231,706.85	\$ 223,496.79	\$ 259,307.92	\$ 238,660.31	\$ 1,500,323.76
Regular & Optional Tax	\$ 861,584.48	\$ 902,380.38	\$ 802,516.04	\$ 737,434.04	\$ 840,734.75	\$ 747,038.93	\$ 4,891,688.62
Rental Car Tax	\$ -	\$ -	\$ -	\$ -	\$ -	\$ -	\$ -
Rural Tax	\$ 136,687.05	\$ 158,742.46	\$ 121,734.51	\$ 117,943.71	\$ 135,414.54	\$ 126,538.46	\$ 797,060.73
Special Hotel/Motel Tax	\$ 68,147.23	\$ 148,717.40	\$ 84,815.05	\$ 66,731.36	\$ 57,897.05	\$ 72,249.27	\$ 498,557.36
Transient Rental Tax	\$ 71,395.79	\$ 151,629.54	\$ 88,557.63	\$ 69,338.49	\$ 61,057.87	\$ 75,166.24	\$ 517,145.56
911 Wireline Tax	\$ 4,381.15	\$ 3,995.71	\$ 4,194.29	\$ 4,239.08	\$ 4,298.08	\$ 3,941.09	\$ 25,049.40
911 Wireless Tax	\$ 24,117.79	\$ 25,256.38	\$ 24,275.49	\$ 22,146.20	\$ 26,927.86	\$ 24,264.14	\$ 146,987.86
911 VOIP Tax	\$ 2,068.40	\$ 2,063.18	\$ 2,215.12	\$ 2,147.31	\$ 2,483.73	\$ 2,521.42	\$ 13,499.16
911 Prepaid Wireless Tax	\$ 2,390.16	\$ 2,496.19	\$ 2,442.82	\$ 2,636.86	\$ 1,865.45	\$ 2,323.05	\$ 14,154.53
<b>Grand Total</b>	\$ 1,812,381.66	\$ 2,093,405.32	\$ 1,698,643.69	\$ 1,570,786.09	\$ 1,765,707.80	\$ 1,638,868.64	\$ 10,579,793.20

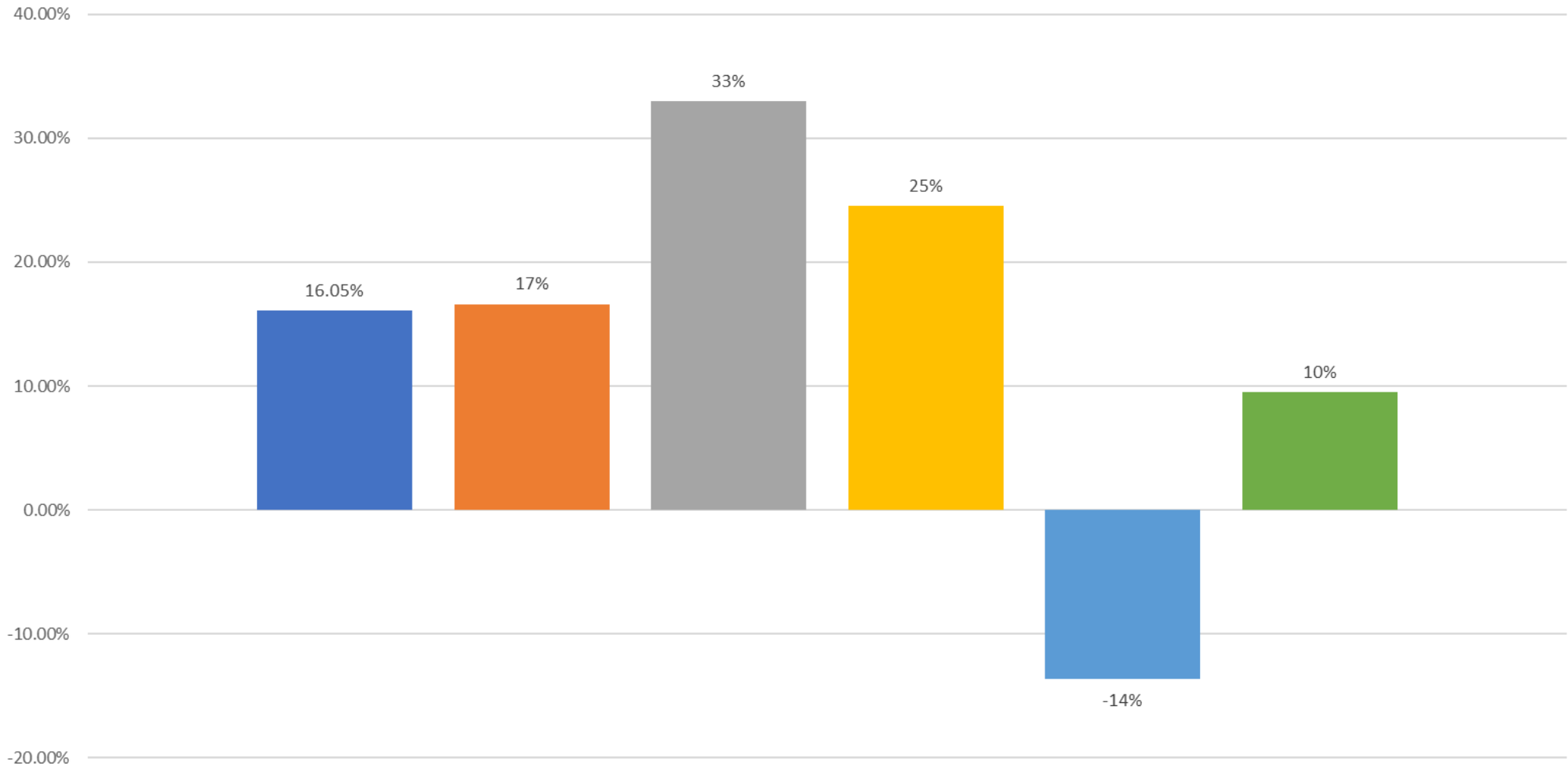
2023 Regular and Optional By Sector- as of June 30th, 2023  
 Kittitas County Unincorporated Revenue Only



2022 Regular and Optional by Sector  
 Kittitas County Unincorporated Revenue Only

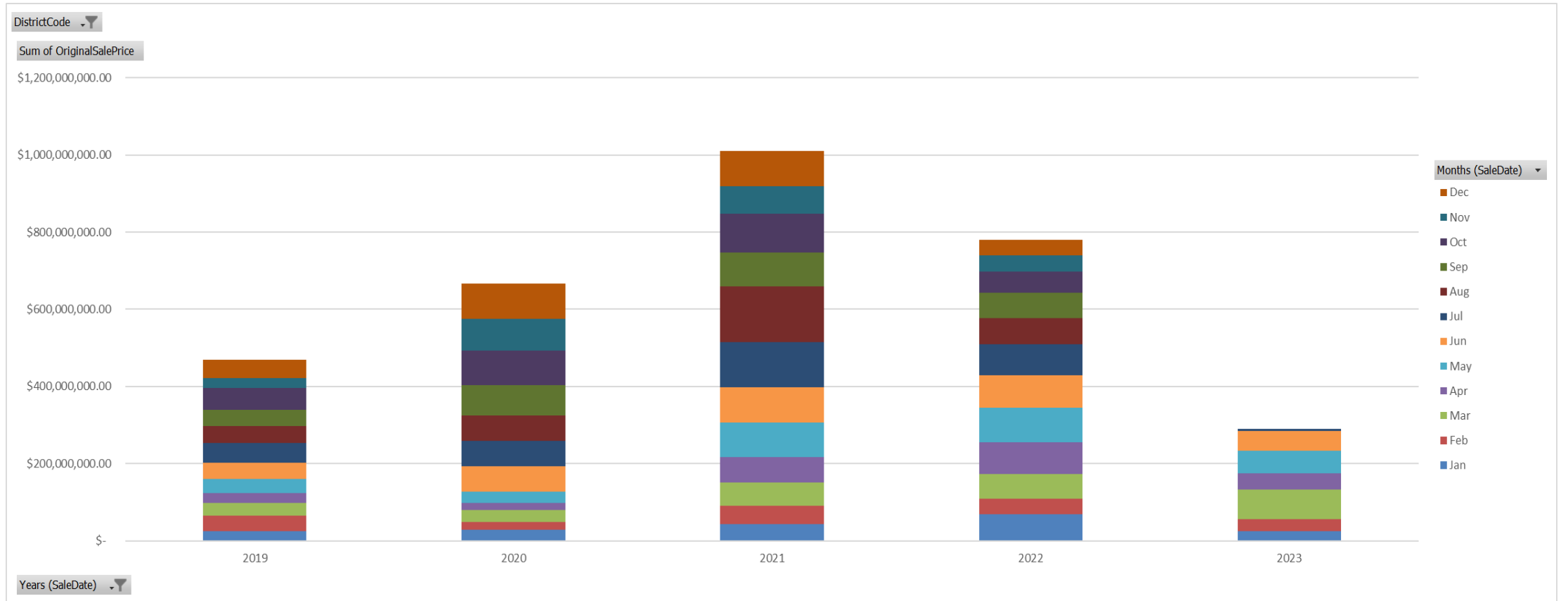


### Yoy 22-23 Change in Total Regular and Optional Sales Tax



■ January 22-23 YOY % Change ■ February 22-23 YOY % Change ■ March 22-23 YOY % Change ■ April 22-23 YOY % Change ■ May 22-23 YOY % Change ■ June 22-23 YOY % Change

# Kittitas County (Unincorporated) Sale Price Data 2019- June 30<sup>th</sup>, 2023



Row Labels	Sum of OriginalSalePrice
2019	\$ 468,680,732.00
2020	\$ 667,334,943.00
2021	\$ 1,010,572,229.00
2022	\$ 779,634,174.00
2023	\$ 289,223,522.00
Grand Total	\$ 3,215,445,600.00

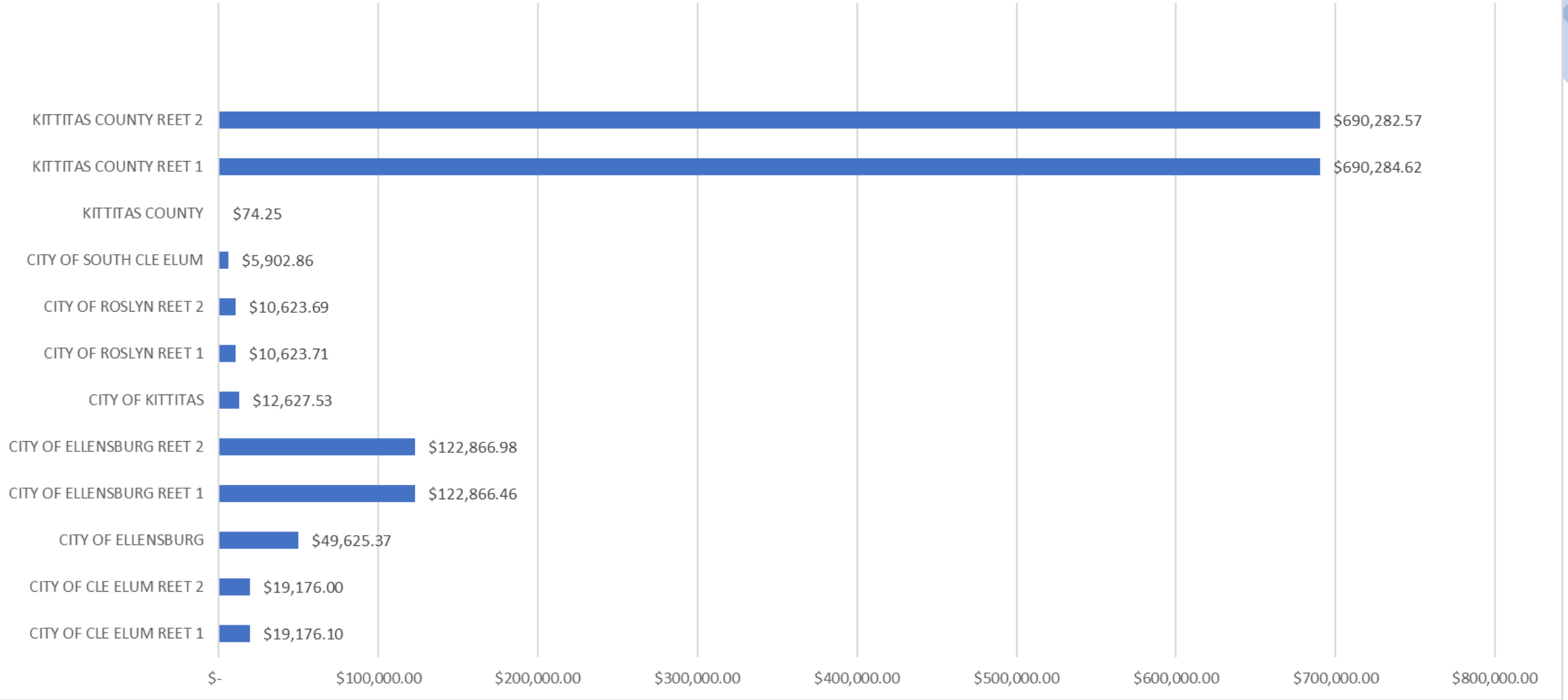
Points of Interest:  
Sales over \$10MM account for 0.09% of sales over the last 5 years.

Sale Date	OriginalSalePrice	Parcels	Grantor	Grantee
2/28/2019	\$ 21,852,000.00	1	CAMPUS CREST	AIRPORT ROAD HOUSING LP
7/1/2021	\$ 41,264,875.00	1	AIRPORT ROAD HOUSING LP	HRA VERGE OWNER LLC
8/4/2021	\$ 43,031,167.00	198	NEW SUNCADIA LLC	SUNCADIA RESORT LLC
12/10/2021	\$ 19,400,000.00	43	NEW SUNCADIA LLC	SUN 47 NORTH LLC
1/13/2022	\$ 14,520,000.00	18	FRPP PHASE I LLC	SKYLINE RIDGE LLC
7/29/2022	\$ 21,000,000.00	3	SUMMER SEASONS LLC	ROSEWOOD COMMUNITY LLC
10/13/2022	\$ 23,600,000.00	3	THE MEADOWS ELLENSBURG LLC ETAL	SUMMIT SH INVESTORS 1 LLC
3/2/2023	\$ 21,600,000.00	71	SPRINGWOOD RANCH CORPORATION	THE TRUST FOR PUBLIC LAND

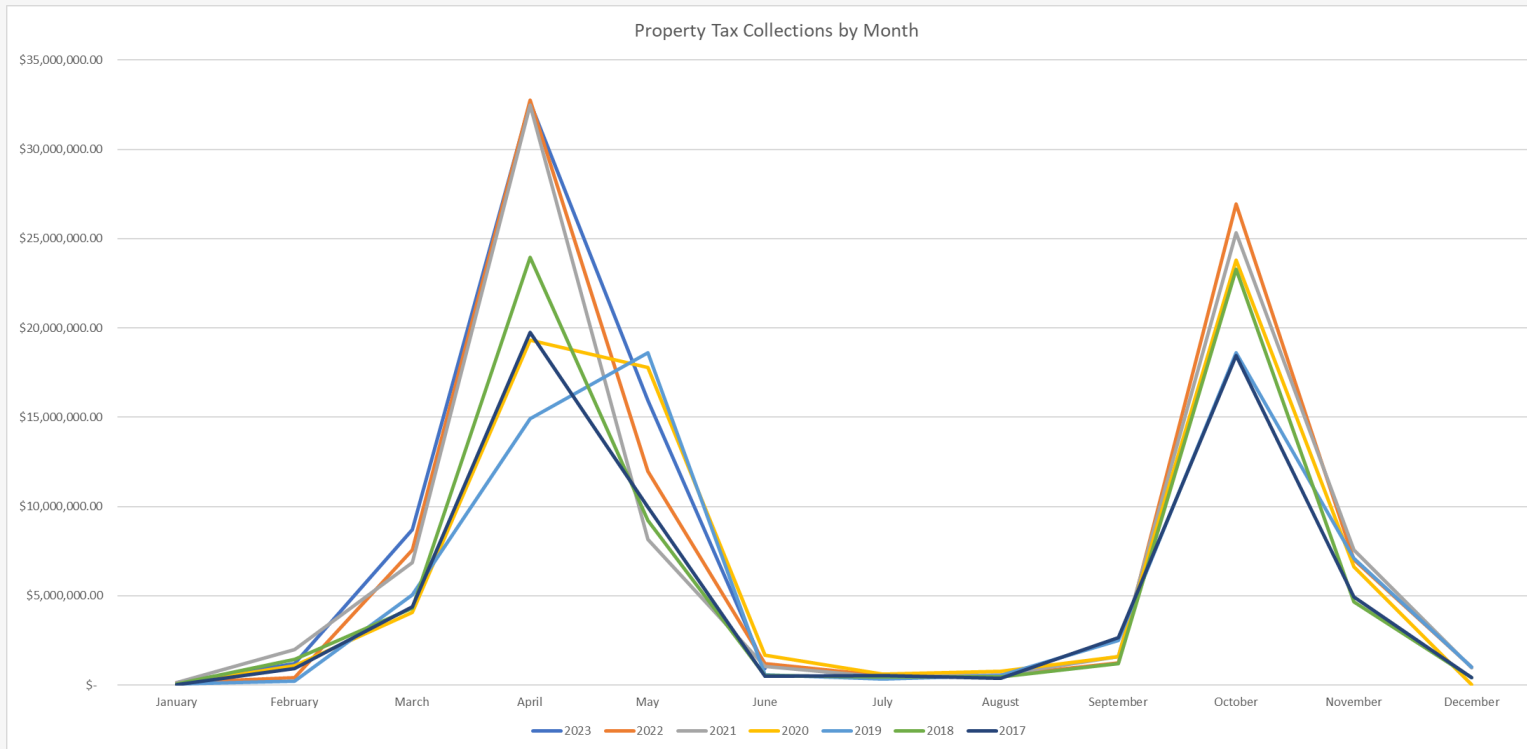




### 2023 Local REET Collections

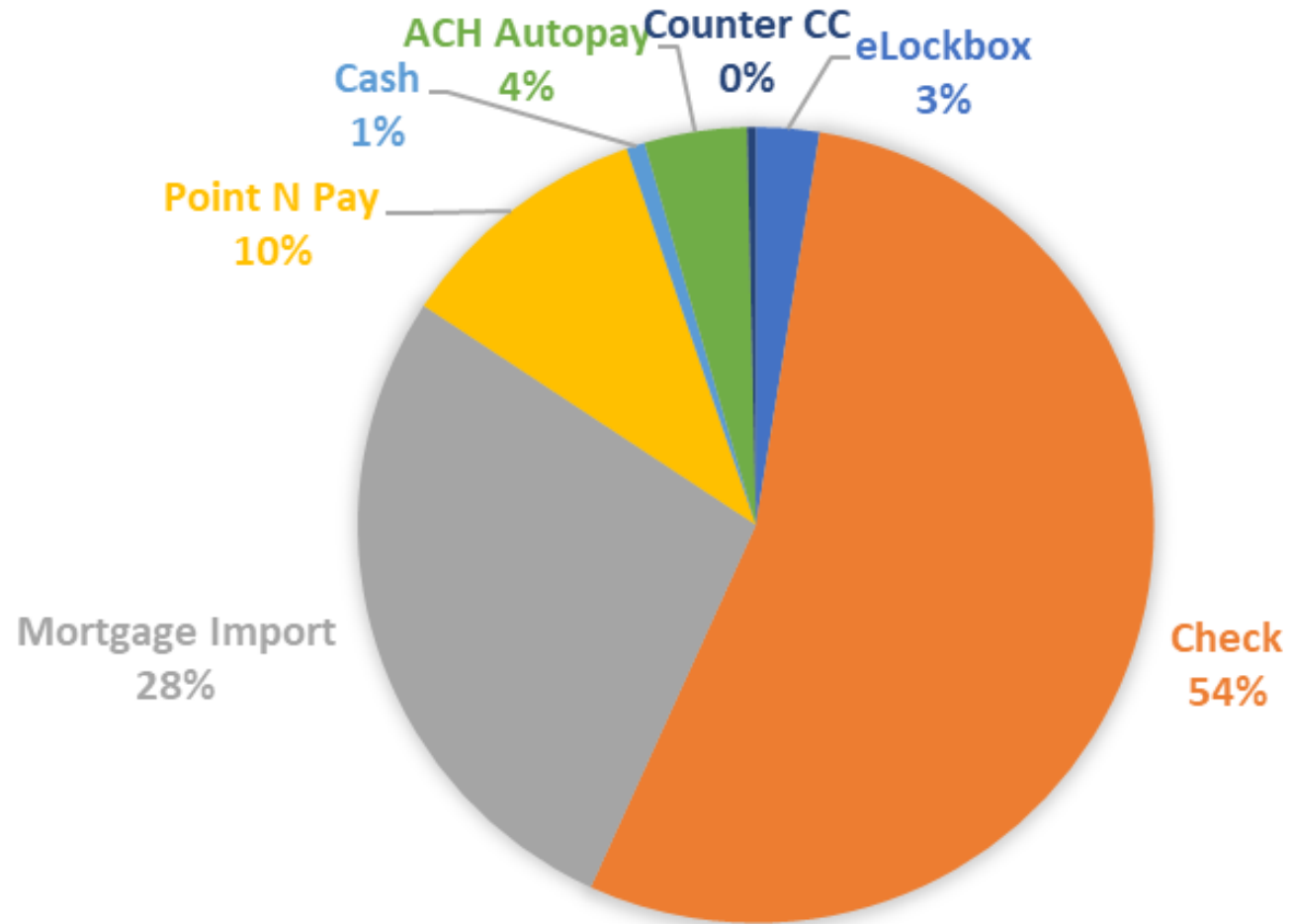


# Property Tax Collections

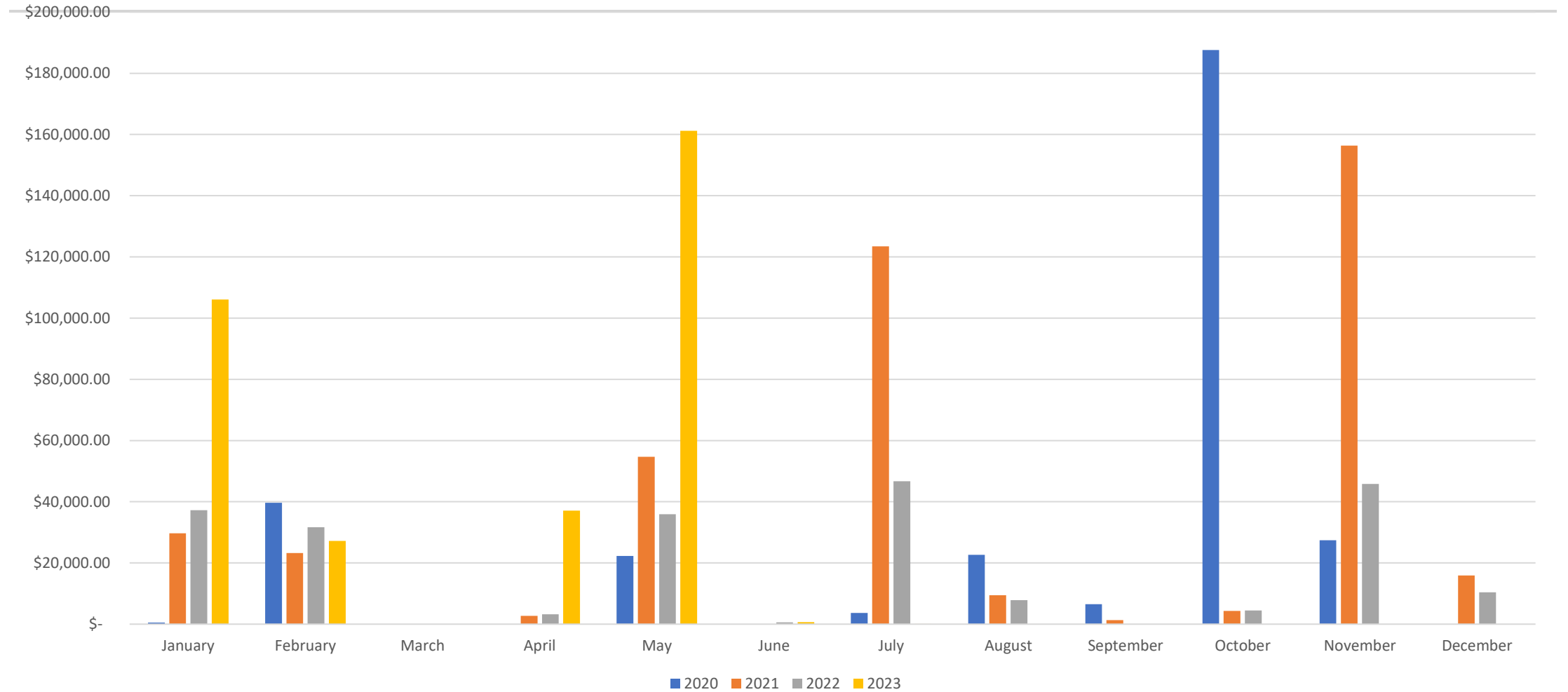


- 2023 Outstanding Levy amount (as of June 30<sup>th</sup>, 2023)- \$44MM
- 57% of collections have been received for 2023 which is in line with historical collection rates.
- Collections will begin picking up again in mid-September

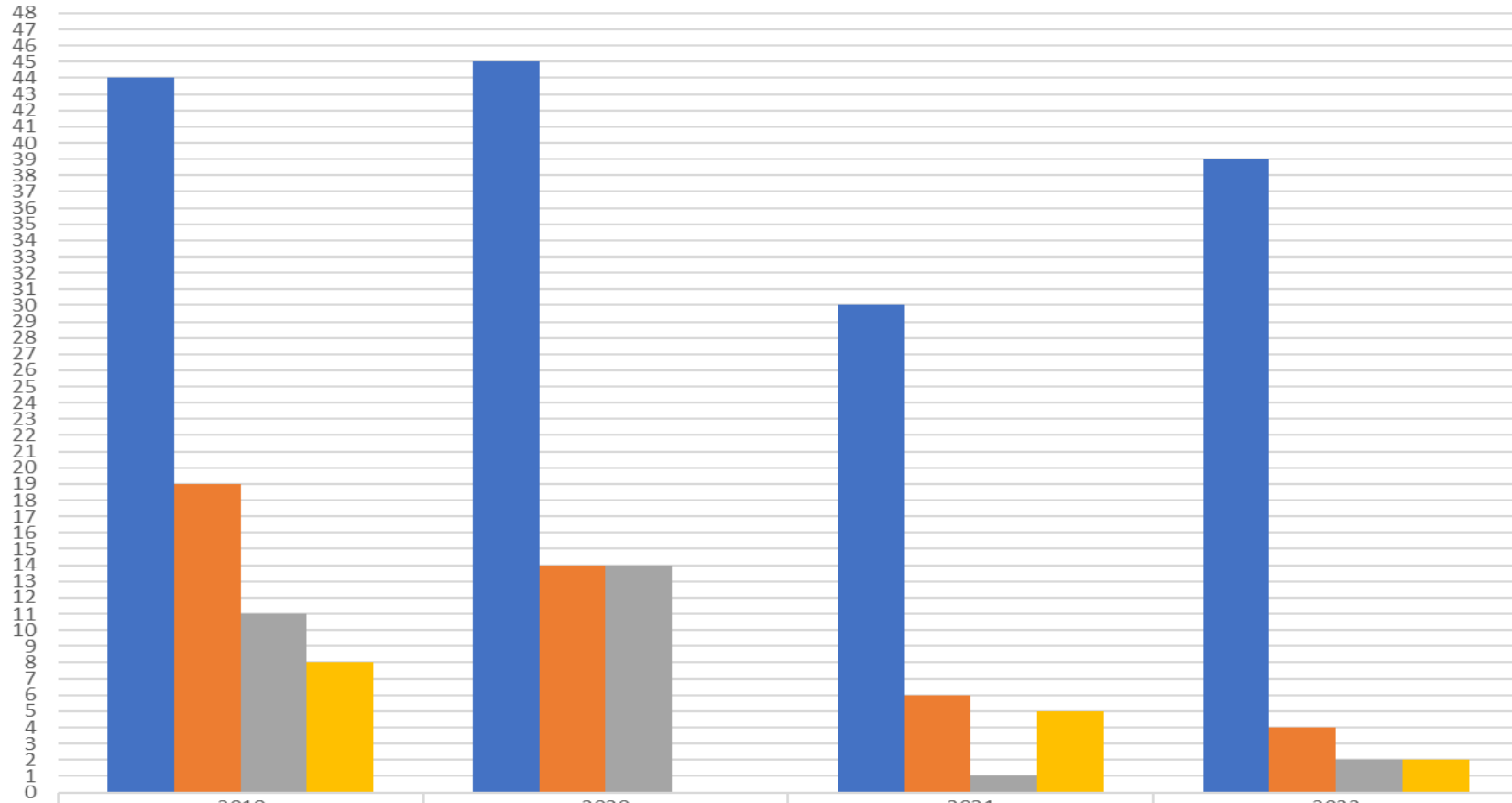
## TAX COLLECTIONS BY TYPE-2023



## Admissions Tax Collections

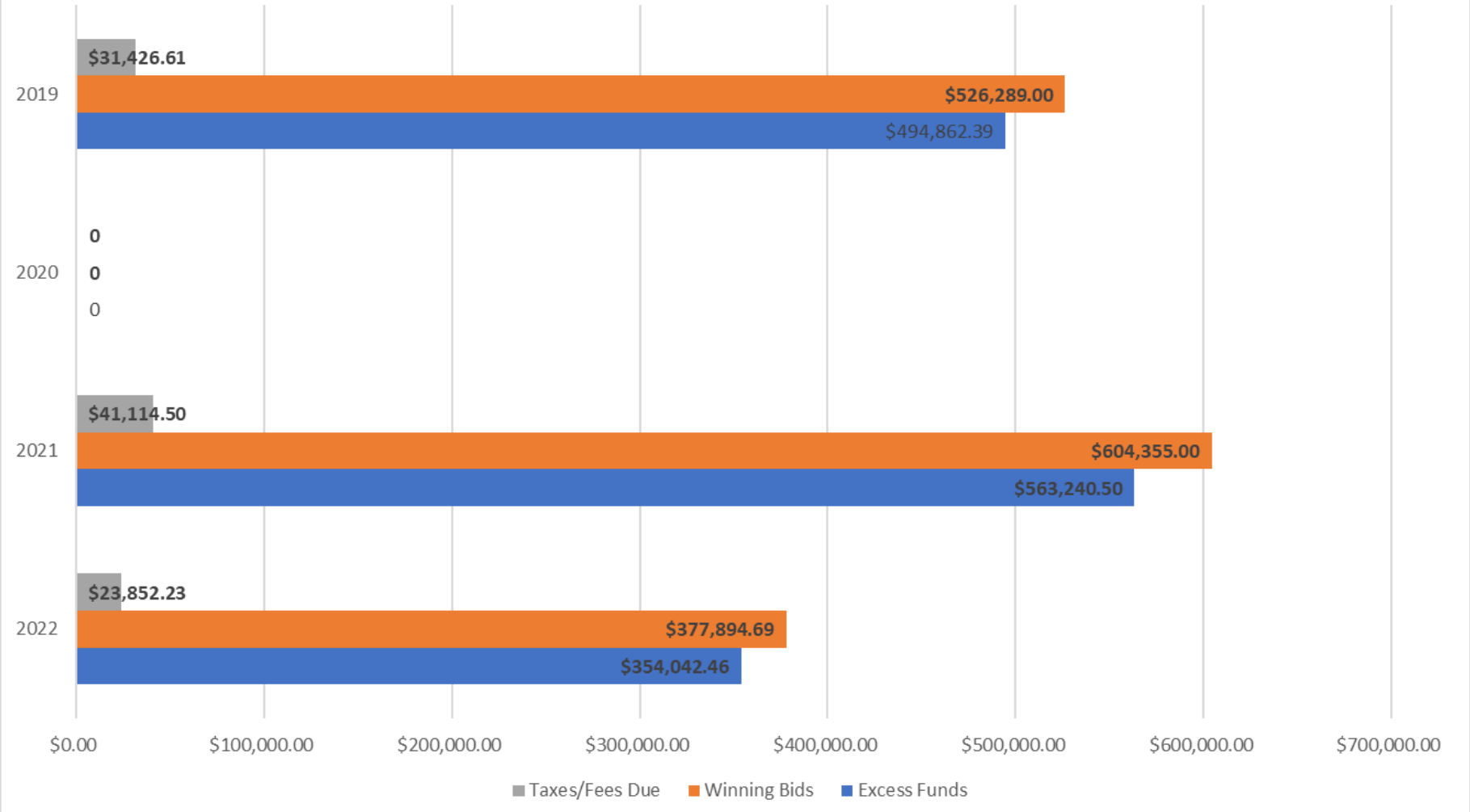


## Kittitas County Foreclosure Statistics



	2019	2020	2021	2022
■ Pre Foreclosure	44	45	30	39
■ Parcels on COD	19	14	6	4
■ Redeemed	11	14	1	2
■ Sold	8	0	5	2

### Kittitas County Foreclosure Auction Results



# Foreclosure and Distraint

## **Foreclosure 2023**

- Delinquent Postcards sent May – 2633 Parcels at \$10 Each
- Certificate of Delinquency filed June 5 – 6 Parcels
- As of July 13, 2023 – 2 Parcels have been redeemed

## **Distraint Personal Property Business 2023**

- Delinquent Postcards sent May – 152 Parcels
- Liens filed June – 11 Parcels
- As of July 13, 2023 – 8 Parcels have been redeemed.